

SERVICING - WARNING - WORK SAFELY
Where necessary disconnect from electricity and gas before starting.
Check range is safe when you have finished.



BERTAZZONI PRO RANGES

GAS CONVERSION PROCEDURE

SERVICING - WARNING - WORK SAFELY
Where necessary disconnect from electricity and gas before starting.
Check range is safe when you have finished.

Convert the pressure regulator to LPG



SERVICING - WARNING - WORK SAFELY
Where necessary disconnect from electricity and gas before starting.
Check range is safe when you have finished.

Replace the worktop burners injectors



SERVICING - WARNING - WORK SAFELY


Where necessary disconnect from electricity and gas before starting.
Check range is safe when you have finished.

Adjust the minimum rate for worktop burners
Fully Close the screw - Turn clockwise




SERVICING - WARNING - WORK SAFELY
Where necessary disconnect from electricity and gas before starting.
Check range is safe when you have finished.

Replace Oven injector



SERVICING - WARNING - WORK SAFELY
Where necessary disconnect from electricity and gas before starting.
Check range is safe when you have finished.

Adjust primary air of the Oven burner




	NATURAL GAS Inches	LPG Inches
GAP X	1 / 2 “	5 / 16 “

SERVICING - WARNING - WORK SAFELY

Where necessary disconnect from electricity and gas before starting.
Check range is safe when you have finished.

Adjust the minimum rate of oven on the thermostat
Fully Close the by-pass screw - Turn clockwise



SERVICING - WARNING - WORK SAFELY
Where necessary disconnect from electricity and gas before starting.
Check range is safe when you have finished.

Replace Broiler injector

